

QUARTERLY ACCOUNTS (Un-Audited)
for the 1st Quarter ended
30 September 2019

MND INVESTMENT (PVT) LIMITED



CORPORATE INFORMATION

BOARD OF DIRECTORS

CHAIRPERSON

Mrs. Mehreen Umar Daha

CHIEF EXECUTIVE

Mrs. Mehreen Umar Daha

DIRECTORS

Mrs. Mehreen Umar Daha

Mr. Umar Khan Daha

AUDITORS

Amin Mudassar & Co
Chartered Accountants

LEGAL ADVISOR

Mr. Tahir Amin Butt

BANKERS

MCB Bank Ltd.

REGISTERED OFFICE

Room No. 509, 5th Floor,
Lahore Stock Exchange Building,
19-Khayaban-e-Aiwan-e-Iqbal, Lahore.
Tel: +92-42-36313995 - 36279204
Website: www.mndinvestment.pk
Emai: rabbana43@hotmail.com




DIRECTORS' REVIEW

I am pleased to present the interim financial results of the Company for the quarter ended 30th September, 2019.

During the quarter, the Company's Brokerage Income was slightly low as compared to the quarter ended 30th September, 2018.


Loss after tax for the quarter is Rs. 159,148 as compared to the quarter ended 30th September, 2018, which was Rs.55,977.

I would like to commend and acknowledge, on behalf of the Board, the devotion and hard work of our employees and all other stakeholders in creating MND Investment (Pvt) Ltd. what it is today.

Lahore
October 24, 2018




For and on behalf of the Board


Mrs. Mehreen Umar Daha
Chairperson

MND INVESTMENT (PVT) LIMITED
CONDENSED INTERIM STATEMENT OF FINANCIAL POSITION
AS AT SEPTEMBER 30, 2019 (Unaudited)

	September 30, 2019 Rupees	June 30, 2019 Rupees
ASSETS		
NON CURRENT ASSETS		
Property and equipment	566,574	586,194
Intangible assets	9,500,000	9,500,000
Long term investments	18,238,301	18,238,301
Long term deposits	1,500,000	1,500,000
	29,804,875	29,824,495
CURRENT ASSETS		
Trade debts	7,189,223	8,262,297
Investment at fair value through profit and loss	2,572,400	2,572,400
Trade deposits ,short term prepayments and current account balance with statutory authorities	6,997,414	6,978,274
Cash and bank balances	14,180,522	6,172,082
	30,939,559	23,985,053
	60,744,434	53,809,548
EQUITY AND LIABILITIES		
SHARE CAPITAL AND RESERVES		
Authorized Share Capital 7,500,000 (June 30, 2019: 7,500,000) ordinary shares of Rs.10 each.	75,000,000	75,000,000
Issued, Subscribed and Paid up Capital 6,548,000 ordinary shares of Rs. 10 each	65,480,000	65,480,000
Accumulated loss	(25,216,046)	(25,056,898)
Fair Value Adjustment Reserve	8,684,504	8,684,504
	48,948,458	49,107,606
CURRENT LIABILITIES		
Deposits, accrued liabilities and advances	-	271,270
Trade and other payables	11,795,976	4,430,672
	11,795,976	4,701,942
CONTINGENCIES AND COMMITMENTS		
	-	-
	60,744,434	53,809,548



CHIEF EXECUTIVE




DIRECTOR

MND INVESTMENT (PVT) LIMITED
 CONDENSED INTERIM PROFIT AND LOSS ACCOUNT
 FOR THE QUARTER ENDED SEPTEMBER 30, 2019 (Unaudited)

	Quarter ended September 30	
	2019 Rupees	2018 Rupees
Brokerage and commission	1,946,206	2,140,591
	1,946,206	2,140,591
Direct cost	72,949	73,629
	1,873,257	2,066,962
Operating expenses	2,459,765	2,309,640
Other income	(429,104)	(309,694)
	2,030,661	1,999,946
PROFIT/(LOSS) FROM OPERATIONS	(157,404)	67,016
Finance cost	1,744	73
PROFIT/(LOSS) BEFORE TAXATION	(159,148)	66,943
Taxation	0	122,920
LOSS FOR THE PERIOD	<u>(159,148)</u>	<u>(55,977)</u>
EARNING PER SHARE - BASIC AND DILUTED	<u>(0.02)</u>	<u>(0.01)</u>

The annexed notes form an integral part of the condensed interim financial information.



CHIEF EXECUTIVE





DIRECTOR

MND INVESTMENT (PVT) LIMITED
CONDENSED INTERIM STATEMENT OF COMPREHENSIVE INCOME
FOR THE QUARTER ENDED SEPTEMBER 30, 2019 (Unaudited)

	Quarter ended September 30	
	2019	2018
	Rupees	Rupees
Loss for the period	(159,148)	(55,977)
Other comprehensive income/(loss) for the period	-	-
Total comprehensive loss for the period	<u>(159,148)</u>	<u>(55,977)</u>

The annexed notes form an integral part of the condensed interim financial information.



CHIEF EXECUTIVE




DIRECTOR

MND INVESTMENT (PVT) LIMITED
 CONDENSED INTERIM CASH FLOW STATEMENT
 FOR THE QUARTER ENDED SEPTEMBER 30, 2019 (Unaudited)

	Note	Quarter ended September 2019 Rupees	2018 Rupees
CASH FLOWS FROM OPERATING ACTIVITIES			
Profit/(Loss) before taxation		(159,148)	66,943
Adjustments of items not involving movements of cash:			
Depreciation		19,621	23,941
Finance Cost		1,744	73
		21,365	24,014
Operating Cash Flows Before Working Capital Changes		(137,783)	90,957
(Increase) / Decrease in Working Capital			
(Increase) / decrease in current assets			
Trade Debts		1,073,073	(2,527,790)
Trade deposits and short term prepayments		(19,140)	(11,376)
Increase / (decrease) in current liabilities			
Trade and other payables		7,094,034	(8,052,936)
		8,147,967	(10,592,102)
Cash Generated From / (Used in) Operations		8,010,184	(10,501,145)
Taxes paid		-	(122,920)
Finance Cost Paid		(1,744)	(73)
Net cash Flows From Operating Activities		8,008,440	(10,624,138)
CASH FLOWS FROM INVESTING ACTIVITIES			
Net Cash Flows From Investing Activities		-	-
CASH FLOWS FROM FINANCING ACTIVITIES			
Share Deposit Money		-	-
Net Cash Flows From Financing Activities		-	-
NET INCREASE / (DECREASE) IN CASH AND CASH EQUIVALENTS		8,008,440	(10,624,138)
CASH AND CASH EQUIVALENTS AT THE BEGINNING OF THE PERIOD		6,172,081	16,921,049
CASH AND CASH EQUIVALENTS AT THE END OF THE PERIOD	A	14,180,522	6,296,911
A Cash and Cash Equivalents			
Cash and bank balances		14,180,522	6,296,911
		14,180,522	6,296,911

The annexed notes form an integral part of the condensed interim financial information.



CHIEF EXECUTIVE





DIRECTOR

MND INVESTMENT (PVT) LIMITED
 CONDENSED INTERIM STATEMENT OF CHANGES IN EQUITY
 FOR THE QUARTER ENDED SEPTEMBER 30, 2019 (Unaudited)

	Paid up capital	Accumulated loss	Fair Value Adjustment Reserve	Share deposit money	Total
	----- (R u p e e s) -----				
Balance as at June 30, 2018	65,480,000	(23,787,779)	(860,853)	0	40,831,368
Loss After Taxation		(55,977)			(55,977)
Other Comprehensive Loss	0	0	0	0	0
Total Comprehensive Loss for the Period	0	(55,977)	0	0	(55,977)
Balance as at September 30, 2018	65,480,000	(23,843,756)	(860,853)	0	40,775,391
Balance as at July 01, 2019	65,480,000	(25,056,898)	8,684,504	0	49,107,606
Loss After Taxation	0	(159,148)	0	0	(159,148)
Other Comprehensive Loss	0	0	0	0	0
Total Comprehensive Loss for the Period	0	(159,148)	0	0	(159,148)
Balance as at September 30, 2019	65,480,000	(25,216,046)	8,684,504	0	48,948,458

The annexed notes form an integral part of the condensed interim financial information.



CHIEF EXECUTIVE




DIRECTOR

MND INVESTMENT (PVT) LIMITED
SELECTED NOTES TO THE CONDENSED INTERIM FINANCIAL INFORMATION
FOR THE QUARTER ENDED SEPTEMBER 30, 2019 (Unaudited)

1 COMPANY AND ITS OPERATION

The company was incorporated as Private Limited Company on June 22, 2007 under the repealed Companies Ordinance, 1984. The company is engaged in the business of share brokerage and investment in securities. The registered office of the company is situated at Room No. 509, 5th Floor, Lahore Stock Exchange Building, 19-Khyayaban-e-Aiwan-e-Iqbal, Lahore.

The company is a holder of Trading Right Entitlement Certificate (TREC) of Pakistan Stock Exchange Limited.

2 STATEMENT OF COMPLIANCE

This interim financial information of the Company for the quarter ended September 30, 2019 has been prepared in accordance with the accounting and reporting standards as applicable in Pakistan. The accounting and reporting standards applicable in Pakistan comprise of:

International Financial Reporting Standards (IFRS Standards) issued by the International Accounting Standards Board (IASB) as notified under the Companies Act, Provision of and directives issued under the Companies Act, 2017.


Where provisions of and directives issued under the Companies Act, 2017 differ from the IFRS Standards, the provisions of and directives issued under the Companies Act, 2017 have been followed.

This interim financial information is un-audited and is being submitted to shareholders, as required by the Companies Act, 2017.

3 BASIS OF PREPARATION

This interim financial information does not include all the information and disclosures required in annual financial statements, and should be read in conjunction with the Company's annual financial statements as at June-30, 2019.

The accounting policies adopted for the preparation of this interim financial information are same as those applied in the preparation of the preceding annual financial statements of the Company for the year ended June 30, 2019.



4 JUDGEMENTS, ESTIMATES AND ASSUMPTIONS

The preparation of interim financial information requires management to make judgements, estimates and assumptions that affect the application of accounting policies and reported amount of assets and liabilities, incomes and expenses. Actual results may differ from these estimates. The significant judgements made by management in applying the Company's accounting policies and the key sources of estimation are the same as those that applied to the financial statements for the year ended June 30, 2019.

5 CONTINGENCIES AND COMMITMENTS


There has been no significant change in the contingencies since the date of preceding annual financial statements.

6 DATE OF AUTHORIZATION FOR ISSUE

This condensed interim financial information was authorized for issue on October 24, 2019 by the Board of Directors of the Company.

7 CORRESPONDING FIGURES

Corresponding figures have been re-arranged, wherever necessary, for the purpose of comparison. However, no significant re-arrangements have been made.


CHIEF EXECUTIVE




DIRECTOR