

QUARTERLY ACCOUNTS (Un-Audited)
for the 1st Quarter ended
30 September 2018

MND INVESTMENT (PVT) LIMITED

CORPORATE INFORMATION

BOARD OF DIRECTORS

CHAIRPERSON

Mrs. Mehreen Umar Daha

CHIEF EXECUTIVE

Mrs. Mehreen Umar Daha

DIRECTORS

Mrs. Mehreen Umar Daha

Mr. Umar Khan Daha

AUDITORS

Amin Mudassar & Co
Chartered Accountants

LEGAL ADVISOR

Mr. Tahir Amin Butt

BANKERS

MCB Bank Ltd.

REGISTERED OFFICE

Room No. 509, 5th Floor,
Lahore Stock Exchange Building,
19-Khayaban-e-Aiwan-e-Iqbal, Lahore.
Tel: +92-42-36313995 - 36279204
Website: www.mndinvestment.pk
Emai: rabbana43@hotmail.com



DIRECTORS' REVIEW

I am pleased to present the interim financial results of the Company for the quarter ended 30th September, 2018.

During the quarter, the Company's Brokerage Income was double as compared to the quarter ended 30th September, 2017.

Loss after tax for the quarter reduced to Rs. 55,977 as compared to the quarter ended 30th September, 2017, which was Rs.876,873.

I would like to commend and acknowledge, on behalf of the Board, the devotion and hard work of our employees and all other stakeholders in creating MND Investment (Pvt) Ltd. what it is today.

Lahore
October 25, 2018

For and on behalf of the Board




Mrs. Mehreen Umer Dhaha
Chairperson

MND INVESTMENT (PVT) LIMITED
CONDENSED INTERIM STATEMENT OF FINANCIAL POSITION
AS AT SEPTEMBER 30, 2018 (Unaudited)

	September 30, 2018 Rupees	June 30, 2018 Rupees
ASSETS		
NON CURRENT ASSETS		
Property and equipment	658,015	681,956
Intangible assets	9,500,000	9,500,000
Long term investments	8,692,944	8,692,944
Long term deposits	1,600,000	1,600,000
Deferred taxatin	3,646	3,646
	<u>20,454,605</u>	<u>20,478,546</u>
CURRENT ASSETS		
Trade debts	8,819,512	6,291,722
Investment at fair value through profit and loss	2,917,255	2,917,255
Trade deposits ,short term prepayments and current account balance with statutory authorities	6,767,077	6,755,701
Cash and bank balances	6,296,911	16,921,049
	<u>24,800,755</u>	<u>32,885,727</u>
	<u>45,255,360</u>	<u>53,364,273</u>
EQUITY AND LIABILITIES		
SHARE CAPITAL AND RESERVES		
Authorized Share Capital 7,500,000 (June 30, 2018: 7,500,000) ordinary shares of Rs.10 each.	<u>75,000,000</u>	<u>75,000,000</u>
Issued, Subscribed and Paid up Capital 6,548,000 ordinary shares of Rs. 10 each	65,480,000	65,480,000
Accumulated loss	(23,843,756)	(23,787,779)
Fair Value Adjustment Reserve	(860,853)	(860,853)
	<u>40,775,391</u>	<u>40,831,368</u>
CURRENT LIABILITIES		
Deposits, accrued liabilities and advances	-	316,543
Trade and other payables	4,479,969	12,216,362
	<u>4,479,969</u>	<u>12,532,905</u>
CONTINGENCIES AND COMMITMENTS		
	<u>-</u>	<u>-</u>
	<u>45,255,360</u>	<u>53,364,273</u>

The annexed notes form an integral part of the condensed interim financial information.


CHIEF EXECUTIVE





DIRECTOR

MND INVESTMENT (PVT) LIMITED
CONDENSED INTERIM PROFIT AND LOSS ACCOUNT
FOR THE QUARTER ENDED SEPTEMBER 30, 2018 (Unaudited)

	Quarter ended September 30	
	2018	2017
	Rupees	Rupees
Brokerage and commission	2,140,591	1,013,707
	2,140,591	1,013,707
Direct cost	73,629	30,742
	2,066,962	982,965
Operating expenses	2,309,640	1,715,995
Other income	(309,694)	(8,719)
	1,999,946	1,707,276
PROFIT/(LOSS) FROM OPERATIONS	67,016	(724,311)
Finance cost	73	3,325
PROFIT/(LOSS) BEFORE TAXATION	66,943	(727,636)
Taxation	122,920	149,237
LOSS FOR THE PERIOD	<u>(55,977)</u>	<u>(876,873)</u>
EARNING PER SHARE - BASIC AND DILUTED	<u>(0.01)</u>	<u>(0.17)</u>

The annexed notes form an integral part of the condensed interim financial information.



CHIEF EXECUTIVE





DIRECTOR

MND INVESTMENT (PVT) LIMITED
CONDENSED INTERIM STATEMENT OF COMPREHENSIVE INCOME
FOR THE QUARTER ENDED SEPTEMBER 30, 2018 (Unaudited)

	Quarter ended September 30	
	2018	2017
	Rupees	Rupees
Loss for the period	(55,977)	(876,873)
Other comprehensive income/(loss) for the period	<u>-</u>	<u>-</u>
Total comprehensive loss for the period	<u><u>(55,977)</u></u>	<u><u>(876,873)</u></u>

The annexed notes form an integral part of the condensed interim financial information.



CHIEF EXECUTIVE




DIRECTOR

MND INVESTMENT (PVT) LIMITED
CONDENSED INTERIM CASH FLOW STATEMENT
FOR THE QUARTER ENDED SEPTEMBER 30, 2018 (Unaudited)

	Note	Quarter ended September 2018 Rupees	2017 Rupees
CASH FLOWS FROM OPERATING ACTIVITIES			
Profit/(Loss) before taxation		66,943	(727,636)
Adjustments of items not involving movements of cash:			
Depreciation		23,941	28,106
Finance Cost			3,325
		23,941	31,431
Operating Cash Flows Before Working Capital Changes		90,884	(696,205)
(Increase) / Decrease in Working Capital			
(Increase) / decrease in current assets			
Trade Debts		(2,527,790)	(2,415,291)
Loan and Advances		-	(43,087)
Trade deposits and short term prepayments		(11,376)	(3,624)
Increase / (decrease) in current liabilities			
Trade and other payables		(8,052,936)	(12,626,762)
		(10,592,102)	(15,088,764)
Cash Generated From / (Used in) Operations		(10,501,218)	(15,784,969)
Taxes paid		(122,920)	(149,237)
Finance Cost Paid			(3,325)
Net cash Flows From Operating Activities		(10,624,138)	(15,937,531)
CASH FLOWS FROM INVESTING ACTIVITIES			
Net Cash Flows From Investing Activities		-	-
CASH FLOWS FROM FINANCING ACTIVITIES			
Share Deposit Money		-	1,500,000
Net Cash Flows From Financing Activities		-	1,500,000
NET INCREASE / (DECREASE) IN CASH AND CASH EQUIVALENTS		(10,624,138)	(14,437,531)
CASH AND CASH EQUIVALENTS AT THE BEGINNING OF THE PERIOD		16,921,049	27,030,168
CASH AND CASH EQUIVALENTS AT THE END OF THE PERIOD	A	6,296,911	12,592,637
A Cash and Cash Equivalents			
Cash and bank balances		6,296,911	12,592,637
		6,296,911	12,592,637

The annexed notes form an integral part of the condensed interim financial information.


CHIEF EXECUTIVE




DIRECTOR


MND INVESTMENT (PVT) LIMITED
 CONDENSED INTERIM STATEMENT OF CHANGES IN EQUITY
 FOR THE QUARTER ENDED SEPTEMBER 30, 2018 (Unaudited)

Paid up capital	Accumulated loss	Fair Value Adjustment Reserve	Share deposit money	Total
-----------------	------------------	-------------------------------	---------------------	-------


----- (R u p e e s) -----

Balance as at June 30, 2017	50,180,000	(22,140,034)	1,936,080	0	29,976,046
Loss After Taxation		(876,873)			(876,873)
Other Comprehensive Loss	0	0	0	0	0
Total Comprehensive Loss for the Period	0	(876,873)	0	0	(876,873)
Balance as at September 30, 2017	50,180,000	(23,016,907)	1,936,080	0	29,099,173
Balance as at July 01, 2018	65,480,000	(23,787,779)	(860,853)	0	40,831,368
Loss After Taxation	0	(55,977)	0	0	(55,977)
Other Comprehensive Loss	0	0	0	0	0
Total Comprehensive Loss for the Period	0	(55,977)	0	0	(55,977)
Balance as at September 30, 2018	65,480,000	(23,843,756)	(860,853)	0	40,775,391

The annexed notes form an integral part of the condensed interim financial information.



CHIEF EXECUTIVE

DIRECTOR

MND INVESTMENT (PVT) LIMITED
SELECTED NOTES TO THE CONDENSED INTERIM FINANCIAL INFORMATION
FOR THE QUARTER ENDED SEPTEMBER 30, 2018 (Unaudited)

1 COMPANY AND ITS OPERATION

The company was incorporated as Private Limited Company on June 22, 2007 under the repealed Companies Ordinance, 1984. The company is engaged in the business of share brokerage and investment in securities. The registered office of the company is situated at Room No. 509, 5th Floor, Lahore Stock Exchange Building, 19-Khyayaban-e-Aiwan-e-Iqbal, Lahore.

The company is a holder of Trading Right Entitlement Certificate (TREC) of Pakistan Stock Exchange Limited.

2 STATEMENT OF COMPLIANCE

This interim financial information of the Company for the quarter ended September 30, 2018 has been prepared in accordance with the accounting and reporting standards as applicable in Pakistan. The accounting and reporting standards applicable in Pakistan comprise of:

International Financial Reporting Standards (IFRS Standards) issued by the International Accounting Standards Board (IASB) as notified under the Companies Act, Provision of and directives issued under the Companies Act, 2017.

Where provisions of and directives issued under the Companies Act, 2017 differ from the IFRS Standards, the provisions of and directives issued under the Companies Act, 2017 have been followed.

This interim financial information is un-audited and is being submitted to shareholders, as required by the Companies Act, 2017.

3 BASIS OF PREPARATION

This interim financial information does not include all the information and disclosures required in annual financial statements, and should be read in conjunction with the Company's annual financial statements as at June-30, 2018.

The accounting policies adopted for the preparation of this interim financial information are same as those applied in the preparation of the preceding annual financial statements of the Company for the year ended June 30, 2018.



4 JUDGEMENTS, ESTIMATES AND ASSUMPTIONS

The preparation of interim financial information requires management to make judgements, estimates and assumptions that affect the application of accounting policies and reported amount of assets and liabilities, incomes and expenses. Actual results may differ from these estimates. The significant judgements made by management in applying the Company's accounting policies and the key sources of estimation are the same as those that applied to the financial statements for the year ended June 30, 2018.

5 CONTINGENCIES AND COMMITMENTS


There has been no significant change in the contingencies since the date of preceding annual financial statements.

6 DATE OF AUTHORIZATION FOR ISSUE

This condensed interim financial information was authorised for issue on October 25, 2018 by the Board of Directors of the Company.

7 CORRESPONDING FIGURES

Corresponding figures have been re-arranged, wherever necessary, for the purpose of comparison. However, no significant re-arrangements have been made.


CHIEF EXECUTIVE




DIRECTOR